



US00D530113S

(12) **United States Design Patent** (10) **Patent No.:** **US D530,113 S**
Cravens et al. (45) **Date of Patent:** **** Oct. 17, 2006**

(54) **SELF-SERVICE KIOSK**

(76) Inventors: **Dee Cravens**, 17235 Deepark Rd., Los Gatos, CA (US) 95032; **Peter H. Muller**, 155 Sunrise Dr., Woodside, CA (US) 94062

(**) Term: **14 Years**

(21) Appl. No.: **29/244,521**

(22) Filed: **Dec. 9, 2005**

Related U.S. Application Data

(62) Division of application No. 29/206,787, filed on Jun. 3, 2004, now Pat. No. Des. 515,838.

(51) **LOC (8) Cl.** **06-04**

(52) **U.S. Cl.** **D6/397**; D25/16; D14/129

(58) **Field of Classification Search** D6/396, D6/397, 408, 436, 470-472, 515, 517; D14/126, D14/129, 302, 307, 133; 312/7.2, 102, 114, 312/118, 119, 140.1; D25/16

See application file for complete search history.

(56) **References Cited**

U.S. PATENT DOCUMENTS

D230,511 S * 2/1974 Stieber D25/16
D307,081 S * 4/1990 Allen D6/421
D328,742 S * 8/1992 Kennedy D14/133
D345,217 S * 3/1994 Pearlson D25/16
D373,266 S * 9/1996 Pellenberg et al. D6/470
D384,832 S * 10/1997 Senturia et al. D6/397
D390,880 S * 2/1998 Kramer et al. D6/470
D399,505 S * 10/1998 Kranz D25/16

D402,820 S * 12/1998 Morison et al. D6/397
D404,025 S * 1/1999 Van Horne et al. D14/331
D415,736 S * 10/1999 Witte D14/307
D421,348 S * 3/2000 Pierson D6/436
D440,544 S * 4/2001 Fischer D14/129
D464,221 S * 10/2002 Rieck D6/515
D467,561 S * 12/2002 Kosciolek D14/129

* cited by examiner

Primary Examiner—Cathron C. Brooks

(57) **CLAIM**

The ornamental design for a self-service kiosk, as shown and described.

DESCRIPTION

FIG. 1 is a perspective view of a self-service kiosk, showing the new design;

FIG. 2 is a front elevational view of the self-service kiosk of FIG. 1;

FIG. 3 is a top plan view of the self-service kiosk of FIG. 1; FIG. 4 is a right side elevational view of the self-service kiosk of FIG. 1, the left side elevational view being a mirror image thereof;


FIG. 5 is a perspective view of an alternative embodiment of a self-service kiosk, showing my new design;

FIG. 6 is a elevational view of the self-service kiosk of FIG. 5;

FIG. 7 is a top plan view of the self-service kiosk of FIG. 5; and,

FIG. 8 is a right side elevational view of the self-service kiosk of FIG. 6, the left side elevational view being a mirror image thereof.

1 Claim, 6 Drawing Sheets



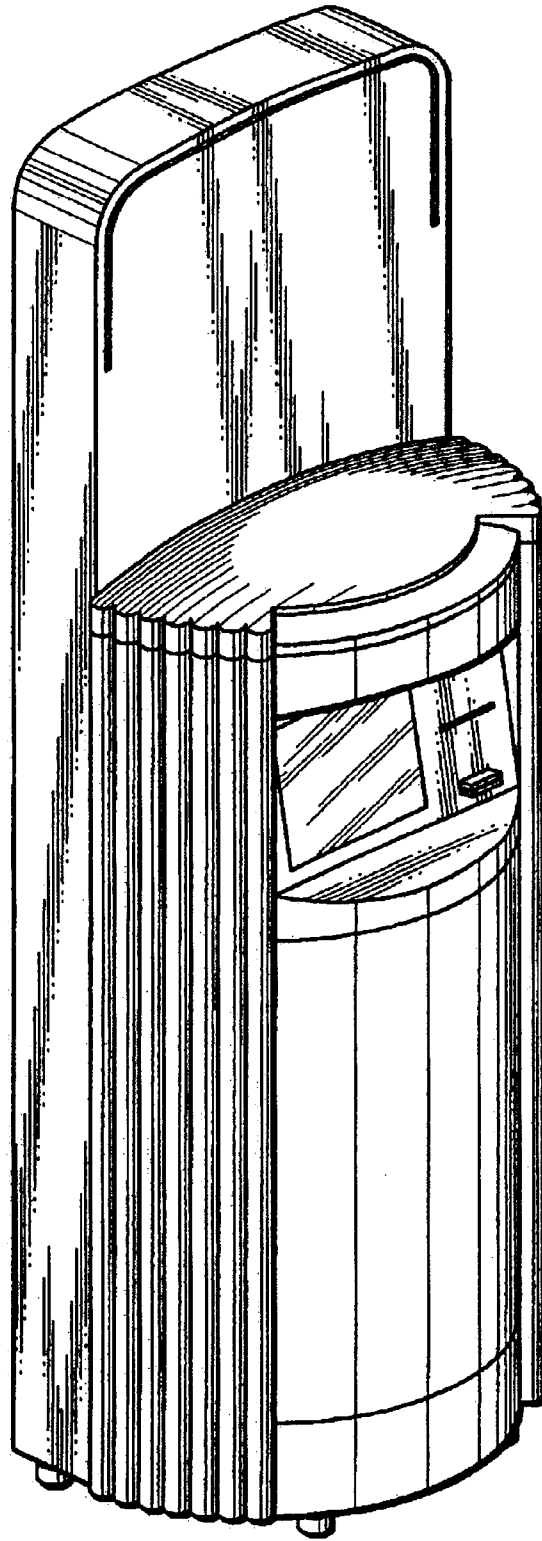


FIG. 1

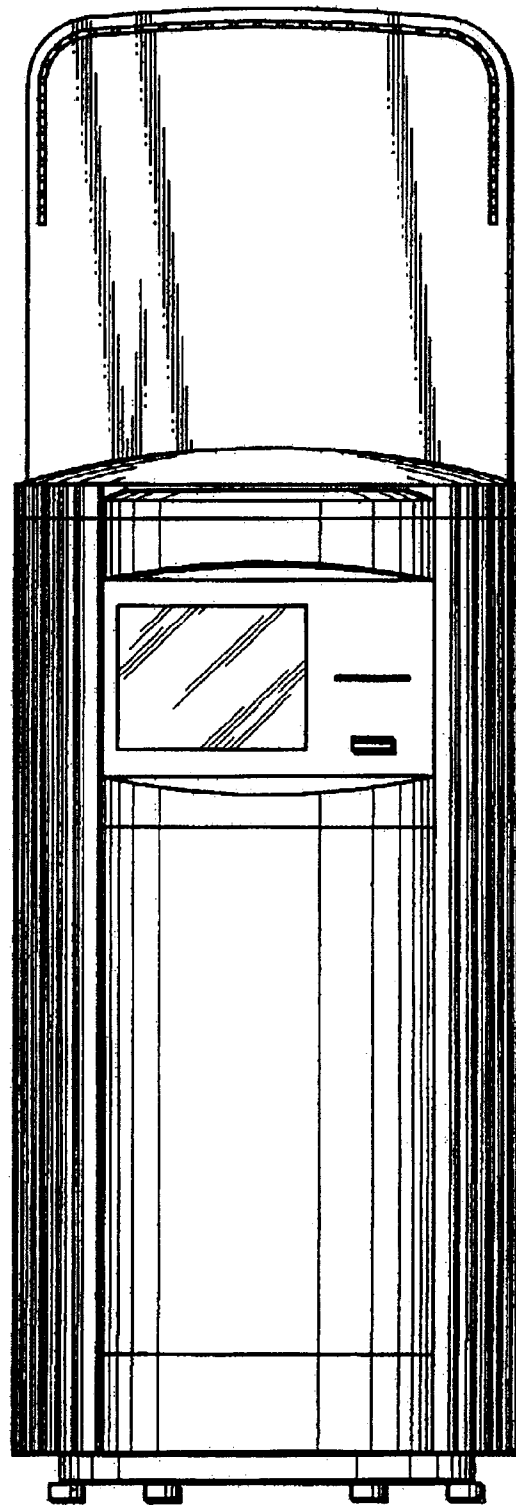


FIG. 2

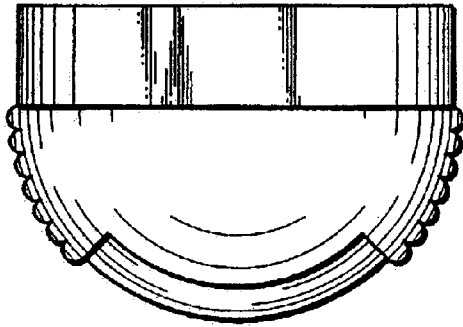


FIG. 3

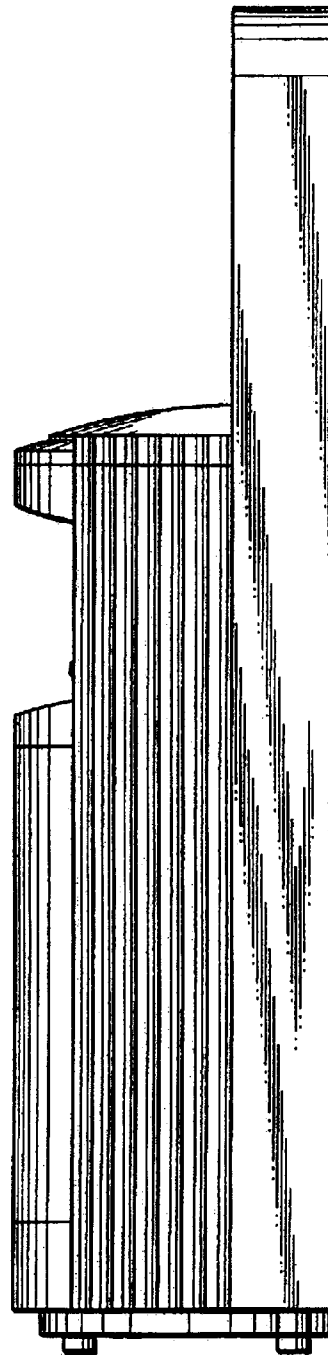


FIG. 4




FIG. 5

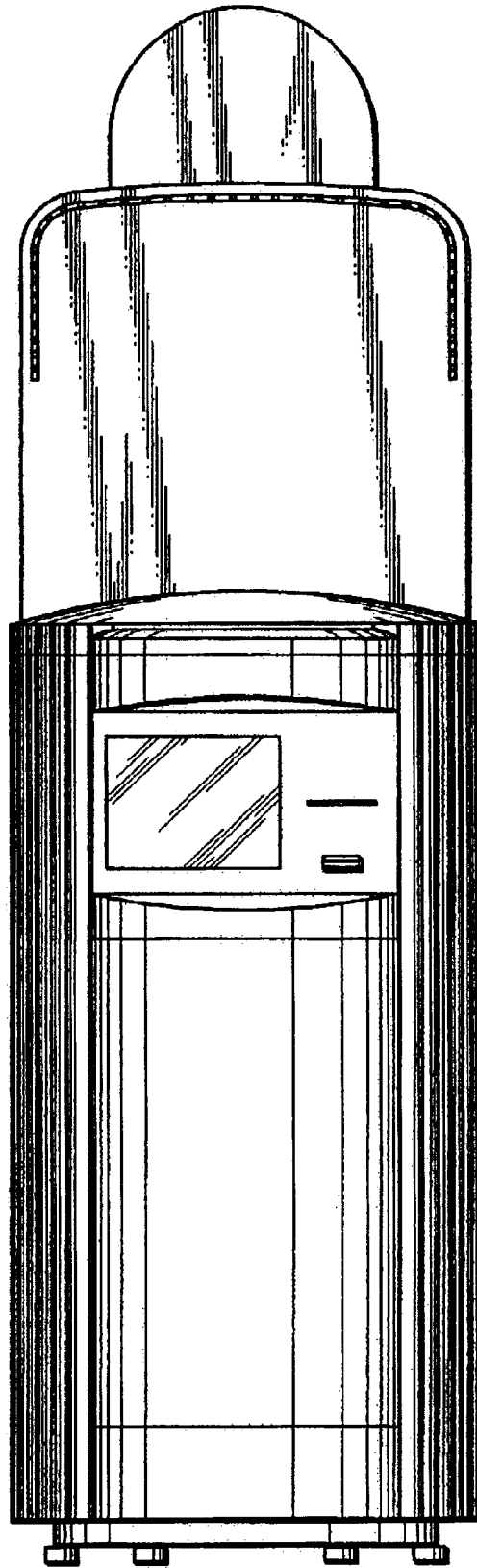


FIG. 6

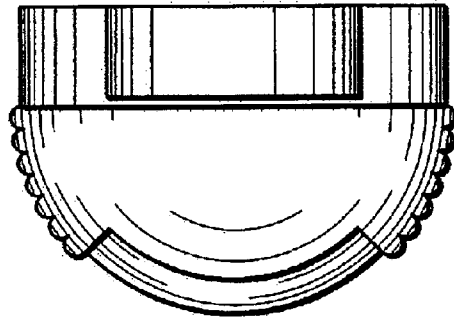


FIG. 7

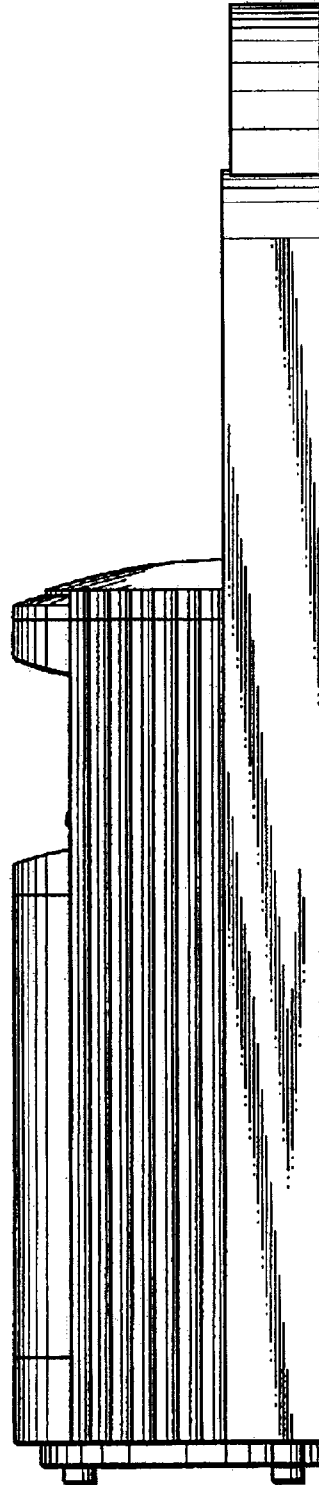


FIG. 8